



There's no building
they can't handle

KNX Presence Sensors



[schneider-electric.com](https://www.schneider-electric.com)

Life Is On

Schneider
Electric

A full range of high-performance sensors for your next KNX project

Presence detectors let your customers more efficiently manage and automate lighting, heat, air conditioning, and ventilation for better air quality, greater energy efficiency, and enhanced occupant comfort. In fact, presence detectors play a central role in today's buildings.

Schneider Electric's new line of KNX presence sensors provides you with everything you need! They are the final touch to your perfectly-coordinated, high-performance Schneider Electric KNX installation!

Flexible

- Meet the requirements of a wide range of building types (commercial and industrial properties, warehouses, public buildings, high-rise buildings, and more).
- Suitable for all building areas (offices, corridors, lobbies, restrooms, and more).

Easy to install and configure.

- Optional remote control lets you configure and test your presence detectors remotely. So, you can install a fleet of presence detectors, and then activate them whenever you want, without having to go back to each detector one by one.

- Offer integrated into eConfigure, the new Schneider Electric graphical and intuitive tool for an easier design and commissioning.

Energy savings

KNX Presence Sensors can detect even the tiniest movements in any area of a building, enabling services like:

- Lighting control that factors in outside conditions; if there is enough natural light, the indoor lighting can be dimmed or switched off, for example.
- Temperature and ventilation control depending on occupancy for more efficient use of heating and air conditioning.

For every needs at every place

For offices

Argus Sensor

This presence detector are specially designed for workspaces.

- The Argus Sensor provides blind or heating control at the same time and lighting control without factoring in natural light.
- This detector includes 4 separated sensors, controlling up to 4 independent points of light, depending on the direction the movement is detected.

Argus Regulation

This presence detector are also specially designed for workspaces.

- The Regulation sensor provides blind or heating control at the same time and lighting control with factoring in natural light.
- This detector includes 4 separated sensors, controlling up to 4 independent points of light, depending on the direction the movement is detected.



For common areas

Corridor Sensor

- The Corridor Sensor can be installed in lobbies, long corridors, restrooms, and other common areas. It covers a large area, so you don't need as many detectors!
- It can be installed with protection cage against hits.



- With IP54 certification, the Corridor sensor can be installed indoor in places where it must be protected against water.
- This modular sensor allows the hidden electronics to be installed during installation, saving the visible components for last, so they stay clean and scratch-free on the job site.



For high ceilings



High Bay Sensor

- This sensor was designed for buildings with very high ceilings like warehouses, libraries, and gymnasiums.
- It can be installed with protection cage against hits.



- With IP54 certification in its surface mounted version, the high bay sensor can be installed indoor in places where it must be protected against water.
- This modular sensor allows the hidden electronics to be installed during installation, saving the visible components for last, so they stay clean and scratch-free on the job site.

The perfect finishing touch for upscale interiors

Mini Sensor






- Thanks to its tiny size and its refined design, the Mini Sensor can be installed in drop ceiling with total respect of the interior design and architecture of the building. They are perfect for museums, hotels, and retail stores, for example.






- All-in-one product easier to install (no fixing frame or tools needed).



Product specifications indoor

		 NEW	 NEW	 NEW		
Product Name		KNX Mini Presence Detector	KNX High Bay Presence Detector	KNX Corridor Presence Detector	KNX Presence detector	KNX Presence detector with constant light control
Commercial reference	Flush Mounted	MTN6303-0019	MTN6304-0019	MTN6305-0019	MTN6308XX	MTN6309XX
	Surface Mounted		MTN6354-0019	MTN6355-0019	Accessorie MTN550619	Accessorie MTN550619
Dimensions (Ø x H)	Flush mounted	43 x 71 mm	Round 120 x 65 mm	Round 120 x 65 mm	Round 105 x 42,6 mm	Round 105 x 42,6 mm
	Surface mounted		Round 120 x 78 mm	Round 120 x 78 mm	-	-
IP Protection rating	Flush Mounted	IP20	IP20	IP20	IP20	IP20
	Surface Mounted		IP54	IP54		
Detection Range		Max. 6 x 6 m (tangential) Max. 4 x 4 m (radial)	Max. 18 m (tangential)	Max. 20 x 4 m (tangential) Max. 12 x 4 m (radial)	Max. 7 m	Max. 7 m
Mounting height		2 - 5 m	4 - 14 m	2.5 - 5 m	2.5 m	2.5 m
Color		White	White	White	White, Aluminium	White, Aluminium
Light sensor		2 to 1000 Lux	2 to 1000 Lux	2 to 1000 Lux	10 - 2000 Lux	10 - 2000 Lux
Time settings		60 s - 255 min	60 s - 255 min	60 s - 255 min	1 s - 255 h	1 s - 255 h
Angle of Detection		360°	360°	360°	360°	360°
Temperature range		-25°C to +55°C	-20°C to +50°C	-20°C to +50°C	-25°C to +55°C	-25°C to +55°C

Software						
Constant lighting control	Yes	Yes	Yes	-	Yes	Yes
Independent detection areas	1	1	1	4	4	4
Blocks of Outputs	1	1	1	5 x 4 outputs	5 x 4 outputs	5 x 4 outputs
Constant light output	1	1	1	-	2	2
Light Outputs	4	2	2	20	20	20
Presence Output	1	1	1			
HVAC Output	1	1	1			
Brightness Output	1	1	1	-	1	1
Logical gates	2	2	2	-	-	-
Lock Function	Yes	Yes	Yes	Yes	Yes	Yes
Test Function	Yes	Yes	Yes	-	-	-

Accessories						
	Surface box	n/a	n/a	n/a	MTN550619	MTN550619
 NEW	Remote control (for comissioning)	MTN6300-0002	MTN6300-0002	MTN6300-0002	MTN5761-0000	MTN5761-0000
 NEW	Protection grid	n/a	MTN6300-0001	MTN6300-0001	MTN6300-0001	MTN6300-0001

schneider-electric.com

Life Is On

Schneider
Electric

Schneider Electric Industries SAS
35, rue Joseph Monier - CS 30323
F92506 Rueil-Malmaison Cedex, France
www.schneider-electric.com