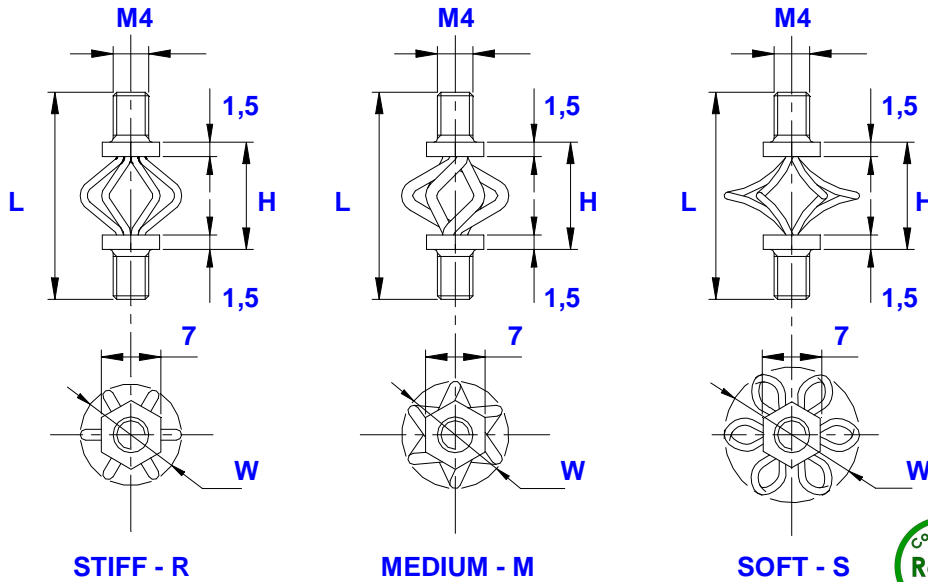



# wire rope isolators standard line "Axycal"

series  
**AX2**

## definition



- All metal multidirectional anti-vibration/shock mounts.
- Exceptional reliability and long life.
- High damping.
- No ageing.
- Corrosion resistant.
- Unequaled temperature range : -180°C +150°C.
- Great adaptability/versatility. Specials on request (material size and shape of loops, etc.).



Dimensions are in mm.

Dimensions for reference only.

### Series

Materials and finishes

#### AX2

**Cable :**  
stainless steel.  
**Interfaces :**  
stainless steel.

### Model

	height H (mm)	width W (mm)	length L (mm)
<b>-6</b>	6	5	20
<b>-10</b>	8	8	22
<b>-13</b>	10	10	24
<b>-16</b>	11	13	25

### Stiffness

type	
Soft	<b>S</b>
Medium	<b>M</b>
Stiff	<b>R</b>

**Example :**  
AX2-16S

**A X 2 - 1 6 S**

**Prefix :**  
"Axycal" mount  
from the **AX2** series

**Model : -16**  
height : 11 mm  
width : 13 mm  
length : 25 mm

**Suffix : S**  
Soft type

01/07/2013

Socitec  
BP 33, 78501 Sartrouville cedex - France  
Telephone : +33 (0)1 61 04 60 00  
Fax : +33 (0)1 39 14 03 27  
<http://www.socitec.com>  
e-mail : [shock-intl@socitec.com](mailto:shock-intl@socitec.com)



Document subject to modification without prior notice

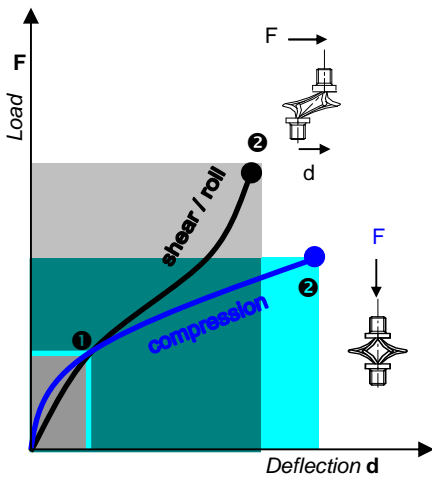
series

wire rope isolators

AX2

standard line "Axycal"

performances\*



**Compression and Shear / Roll**

AX2 series Soft	Model	-6S	-10S	-13S	-16S					
Max static	F daN	0,45	0,25	0,18	0,14					
	1 d mm	0,4	0,8	1,1	1,4					
Max shock	F daN	1,35	0,75	0,54	0,41					
	2 d mm	2,4	4,5	6,0	7,6					
Max vibration	2a mm	0,3	0,5	0,7	0,8					
	3 f Hz	25,9	18,4	15,6	13,8					
Max static	F daN	0,23	0,12	0,09	0,07					
	1 d mm	0,8	1,6	2,1	2,7					
Max shock	F daN	1,93	0,73	0,47	0,33					
	2 d mm	2,9	4,8	6,2	7,6					
Max vibration	2a mm	0,3	0,5	0,7	0,8					
	3 f Hz	24,4	18,3	15,8	14,1					

- 1 Max static load (F) with corresponding deflection (d)
- 2 Max shock load (F) with corresponding deflection (d)
- 3 Uncoupled resonant frequency (f) under max static loading 1 and max peak to peak sinusoidal vibration input (2a)

\* **Important** : Performance characteristics are given here for reference only. They can be increased under specific conditions.

Contact us.

**Compression and Shear / Roll**

AX2 series Medium	Model	-6M	-10M	-13M	-16M					
Max static	F daN	0,54	0,30	0,22	0,17					
	1 d mm	0,4	0,8	1,1	1,4					
Max shock	F daN	1,62	0,90	0,65	0,50					
	2 d mm	2,4	4,5	6,0	7,6					
Max vibration	2a mm	0,3	0,5	0,7	0,8					
	3 f Hz	25,5	17,9	15,2	13,4					
Max static	F daN	0,27	0,15	0,11	0,08					
	1 d mm	0,7	1,6	2,1	2,7					
Max shock	F daN	2,28	0,86	0,54	0,38					
	2 d mm	2,7	4,4	5,8	7,1					
Max vibration	2a mm	0,3	0,5	0,6	0,8					
	3 f Hz	25,0	18,8	16,2	14,5					

**Compression and Shear / Roll**

AX2 series Stiff	Model	-6R	-10R	-13R	-16R					
Max static	F daN	0,66	0,37	0,26	0,20					
	1 d mm	0,4	0,8	1,1	1,3					
Max shock	F daN	1,97	1,10	0,79	0,61					
	2 d mm	2,4	4,5	6,0	7,6					
Max vibration	2a mm	0,3	0,5	0,7	0,8					
	3 f Hz	25,0	17,3	14,6	12,9					
Max static	F daN	0,33	0,18	0,13	0,10					
	1 d mm	0,7	1,6	2,1	2,7					
Max shock	F daN	2,73	1,01	0,63	0,45					
	2 d mm	2,5	4,1	5,4	6,6					
Max vibration	2a mm	0,3	0,5	0,6	0,7					
	3 f Hz	25,6	19,4	16,7	14,9					

01/07/2013

**Typical shock/vibration Specifications :**

Ground Forces	GAMEG13A, SEFT 001, MIL-STD-810, VG 95332.
Air	AIR 7306, MIL-E-5400, MIL-C-172, MIL-STD-810.
Marine	GAMEG13C, IT25-21/96-31/15-86, MIL-S-167, MIL-S-901, STANAG 042, BV 043.73, BV 044.
Others	GAM EMB1, GAM EMBT4, DEF STAN 07-55, IEC 571, FINABEL 2C.

Socitec  
 BP 33, 78501 Sartrouville cedex - France  
 Telephone : +33 (0)1 61 04 60 00  
 Fax : +33 (0)1 39 14 03 27  
 http://www.socitec.com  
 e-mail : shock-intl@socitec.com

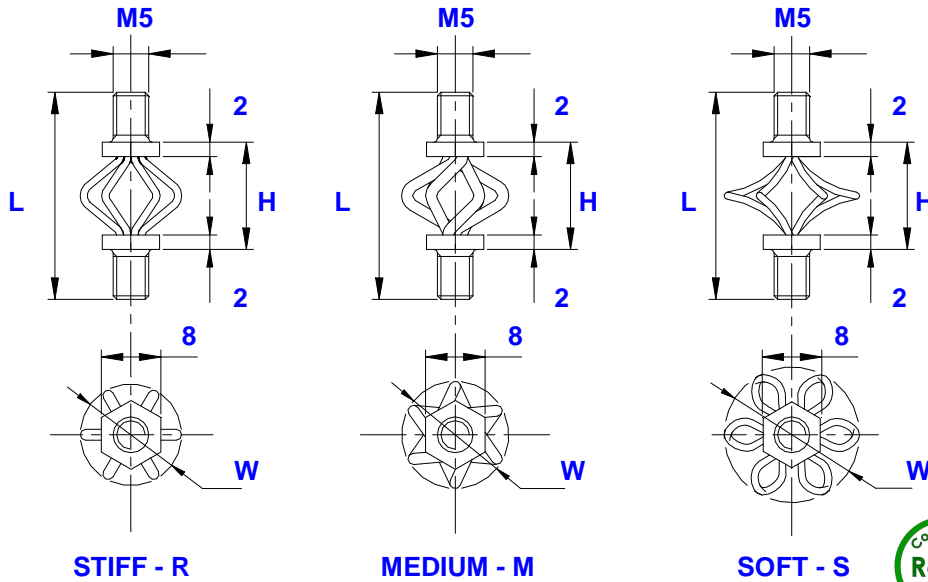


Document subject to modification without prior notice


# wire rope isolators standard line "Axycal"

series  
**AX3**

## definition



- All metal multidirectional anti-vibration/shock mounts.
- Exceptional reliability and long life.
- High damping.
- No ageing.
- Corrosion resistant.
- Unequaled temperature range : -180°C +150°C.
- Great adaptability/versatility. Specials on request (material size and shape of loops, etc.).



Dimensions are in mm.

Dimensions for reference only.

### Series

Materials and finishes

#### AX3

**Cable :**  
stainless steel.  
**Interfaces :**  
stainless steel.

### Model

	height H (mm)	width W (mm)	length L (mm)
-10	9	9	23
-15	12	14	26
-20	14	18	28
-25	17	23	31

### Stiffness

type	
Soft	<b>S</b>
Medium	<b>M</b>
Stiff	<b>R</b>

**Example :**  
AX3-25S

**Prefix :**  
"Axycal" mount  
from the **AX3** series

**Model : -25**  
height : 17 mm  
width : 23 mm  
length : 31 mm

**Suffix : S**  
Soft type

**A X 3 - 2 5 S**

01/07/2013

Socitec  
BP 33, 78501 Sartrouville cedex - France  
Telephone : +33 (0)1 61 04 60 00  
Fax : +33 (0)1 39 14 03 27  
<http://www.socitec.com>  
e-mail : [shock-intl@socitec.com](mailto:shock-intl@socitec.com)



Document subject to modification without prior notice

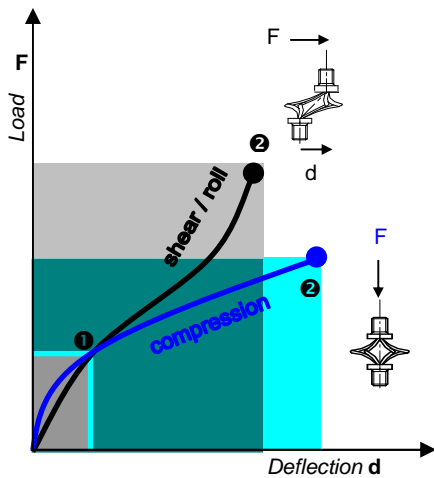
series

wire rope isolators

AX3

standard line "Axycal"

performances\*



**Compression and Shear / Roll**

AX3 series Soft	Model	-10S	-15S	-20S	-25S					
Max static	F daN	0,98	0,62	0,43	0,33					
	1 d mm	0,7	1,2	1,7	2,2					
Max shock	F daN	2,94	1,85	1,30	0,98					
	2 d mm	4,0	6,6	9,2	11,8					
Max vibration	2a mm	0,4	0,7	1,0	1,3					
	3 f Hz	20,3	15,5	13,0	11,4					
Max static	F daN	0,49	0,31	0,22	0,16					
	1 d mm	1,4	2,3	3,2	4,1					
Max shock	F daN	3,99	1,90	1,16	0,81					
	2 d mm	5,2	7,8	10,4	13,0					
Max vibration	2a mm	0,6	0,9	1,1	1,4					
	3 f Hz	18,4	14,5	12,3	10,9					

- 1 Max static load (F) with corresponding deflection (d)
- 2 Max shock load (F) with corresponding deflection (d)
- 3 Uncoupled resonant frequency (f) under max static loading 1 and max peak to peak sinusoidal vibration input (2a)

\* Important : Performance characteristics are given here for reference only. They can be increased under specific conditions.

Contact us.

**Compression and Shear / Roll**

AX3 series Medium	Model	-10M	-15M	-20M	-25M					
Max static	F daN	1,19	0,75	0,53	0,40					
	1 d mm	0,7	1,2	1,7	2,2					
Max shock	F daN	3,56	2,25	1,59	1,20					
	2 d mm	4,0	6,6	9,2	11,8					
Max vibration	2a mm	0,4	0,7	1,0	1,3					
	3 f Hz	20,1	15,2	12,7	11,1					
Max static	F daN	0,59	0,37	0,26	0,20					
	1 d mm	1,4	2,3	3,2	4,1					
Max shock	F daN	4,75	2,25	1,37	0,95					
	2 d mm	4,8	7,2	9,6	12,0					
Max vibration	2a mm	0,5	0,8	1,1	1,3					
	3 f Hz	18,9	14,9	12,7	11,2					

**Compression and Shear / Roll**

AX3 series Stiff	Model	-10R	-15R	-20R	-25R					
Max static	F daN	1,45	0,92	0,65	0,50					
	1 d mm	0,7	1,2	1,7	2,2					
Max shock	F daN	4,36	2,77	1,96	1,49					
	2 d mm	4,0	6,6	9,2	11,8					
Max vibration	2a mm	0,4	0,7	1,0	1,3					
	3 f Hz	19,7	14,9	12,4	10,8					
Max static	F daN	0,73	0,46	0,33	0,25					
	1 d mm	1,3	2,3	3,2	4,1					
Max shock	F daN	5,73	2,68	1,63	1,12					
	2 d mm	4,4	6,7	8,9	11,1					
Max vibration	2a mm	0,5	0,7	1,0	1,2					
	3 f Hz	19,4	15,4	13,1	11,6					

01/07/2013

**Typical shock/vibration Specifications :**

Ground Forces	GAMEG13A, SEFT 001, MIL-STD-810, VG 95332.
Air	AIR 7306, MIL-E-5400, MIL-C-172, MIL-STD-810.
Marine	GAMEG13C, IT25-21/96-31/15-86, MIL-S-167, MIL-S-901, STANAG 042, BV 043.73, BV 044.
Others	GAM EMB1, GAM EMBT4, DEF STAN 07-55, IEC 571, FINABEL 2C.

Socitec  
 BP 33, 78501 Sartrouville cedex - France  
 Telephone : +33 (0)1 61 04 60 00  
 Fax : +33 (0)1 39 14 03 27  
 http://www.socitec.com  
 e-mail : shock-intl@socitec.com

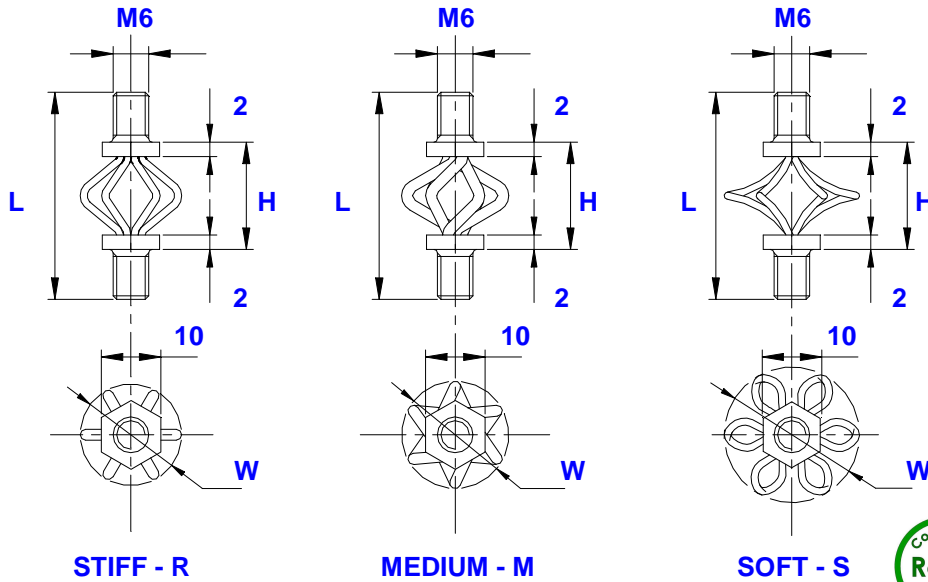


Document subject to modification without prior notice


# wire rope isolators standard line "Axycal"

## series AX4

### definition



- All metal multidirectional anti-vibration/shock mounts.
- Exceptional reliability and long life.
- High damping.
- No ageing.
- Corrosion resistant.
- Unequaled temperature range : -180°C +150°C.
- Great adaptability/versatility. Specials on request (material size and shape of loops, etc.).



Dimensions are in mm.

Dimensions for reference only.

#### Series

Materials and finishes

**AX4**

**Cable :**  
stainless steel.  
**Interfaces :**  
stainless steel.

#### Model

	height H (mm)	width W (mm)	length L (mm)
<b>-15</b>	12	14	26
<b>-20</b>	14	18	28
<b>-25</b>	17	23	31
<b>-30</b>	20	27	34

#### Stiffness

type	
Soft	<b>S</b>
Medium	<b>M</b>
Stiff	<b>R</b>

**Example :**  
AX4-30S

**A X 4 - 3 0 S**

**Prefix :**  
"Axycal" mount  
from the **AX4** series

**Model : -30**  
height : 20 mm  
width : 27 mm  
length : 34 mm

**Suffix : S**  
Soft type

01/07/2013

Socitec  
BP 33, 78501 Sartrouville cedex - France  
Telephone : +33 (0)1 61 04 60 00  
Fax : +33 (0)1 39 14 03 27  
<http://www.socitec.com>  
e-mail : [shock-intl@socitec.com](mailto:shock-intl@socitec.com)



Document subject to modification without prior notice

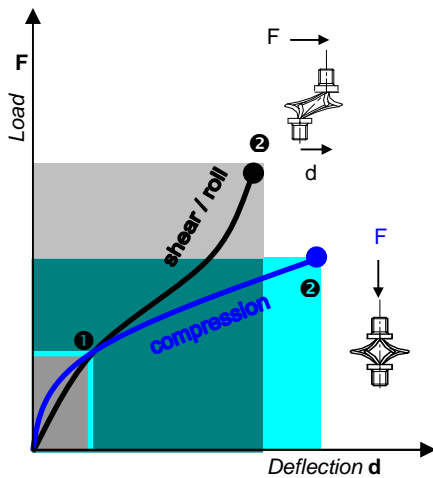
series

wire rope isolators

AX4

standard line "Axycal"

Performances\*



- ❶ Max static load (F) with corresponding deflection (d)
- ❷ Max shock load (F) with corresponding deflection (d)
- ❸ Uncoupled resonant frequency (f) under max static loading ❶ and max peak to peak sinusoidal vibration input (2a)

\* **Important** : Performance characteristics are given here for reference only. They can be increased under specific conditions.

Contact us.

**Compression and Shear / Roll**

AX4 series Soft	Model	-15S	-20S	-25S	-30S					
Max static	F daN	1,71	1,24	0,95	0,76					
	❶ d mm	1,1	1,6	2,1	2,6					
Max shock	F daN	5,13	3,72	2,86	2,29					
	❷ d mm	6,1	8,7	11,3	13,9					
Max vibration	2a mm	0,7	1,0	1,2	1,5					
	❸ f Hz	16,4	13,5	11,8	10,5					
Max static	F daN	0,86	0,62	0,48	0,38					
	❶ d mm	2,1	3,0	3,9	4,8					
Max shock	F daN	6,10	3,69	2,55	1,90					
	❷ d mm	7,8	10,4	13,0	15,6					
Max vibration	2a mm	0,9	1,1	1,4	1,7					
	❸ f Hz	14,8	12,5	11,1	10,0					

**Compression and Shear / Roll**

AX4 series Medium	Model	-15M	-20M	-25M	-30M					
Max static	F daN	2,07	1,51	1,16	0,93					
	❶ d mm	1,1	1,6	2,1	2,6					
Max shock	F daN	6,22	4,52	3,48	2,79					
	❷ d mm	6,1	8,7	11,3	13,9					
Max vibration	2a mm	0,7	1,0	1,2	1,5					
	❸ f Hz	16,2	13,3	11,5	10,3					
Max static	F daN	1,04	0,75	0,58	0,47					
	❶ d mm	2,1	3,0	3,9	4,8					
Max shock	F daN	7,26	4,37	3,01	2,24					
	❷ d mm	7,2	9,6	12,0	14,4					
Max vibration	2a mm	0,8	1,1	1,3	1,6					
	❸ f Hz	15,2	12,9	11,4	10,3					

**Compression and Shear / Roll**

AX4 series Stiff	Model	-15R	-20R	-25R	-30R					
Max static	F daN	2,54	1,85	1,43	1,15					
	❶ d mm	1,1	1,6	2,1	2,6					
Max shock	F daN	7,63	5,56	4,29	3,45					
	❷ d mm	6,1	8,7	11,3	13,9					
Max vibration	2a mm	0,7	1,0	1,2	1,5					
	❸ f Hz	15,9	13,0	11,2	10,0					
Max static	F daN	1,27	0,93	0,72	0,57					
	❶ d mm	2,1	3,0	3,9	4,8					
Max shock	F daN	8,73	5,23	3,58	2,66					
	❷ d mm	6,7	8,9	11,1	13,3					
Max vibration	2a mm	0,7	1,0	1,2	1,5					
	❸ f Hz	15,7	13,3	11,7	10,6					

01/07/2013

**Typical shock/vibration Specifications :**

Ground Forces	GAMEG13A, SEFT 001, MIL-STD-810, VG 95332.
Air	AIR 7306, MIL-E-5400, MIL-C-172, MIL-STD-810.
Marine	GAMEG13C, IT25-21/96-31/15-86, MIL-S-167, MIL-S-901, STANAG 042, BV 043.73, BV 044.
Others	GAM EMB1, GAM EMBT4, DEF STAN 07-55, IEC 571, FINABEL 2C.

Socitec  
 BP 33, 78501 Sartrouville cedex - France  
 Telephone : +33 (0)1 61 04 60 00  
 Fax : +33 (0)1 39 14 03 27  
<http://www.socitec.com>  
 e-mail : [shock-intl@socitec.com](mailto:shock-intl@socitec.com)

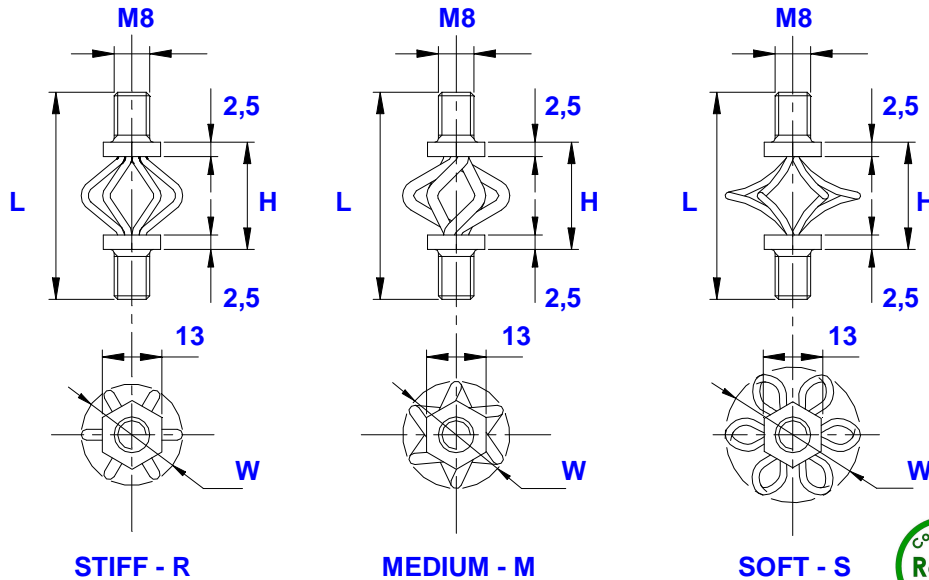


Document subject to modification without prior notice


# wire rope isolators standard line "Axycal"

## series AX5

### definition



- All metal multidirectional anti-vibration/shock mounts.
- Exceptional reliability and long life.
- High damping.
- No ageing.
- Corrosion resistant.
- Unequaled temperature range : -180°C +150°C.
- Great adaptability/versatility. Specials on request (material size and shape of loops, etc.).



Dimensions are in mm.

Dimensions for reference only.

#### Series

Materials and finishes

#### AX5

**Cable :**  
stainless steel.  
**Interfaces :**  
stainless steel.

#### Model

	height H (mm)	width W (mm)	length L (mm)
<b>-20</b>	15	18	33
<b>-25</b>	18	23	36
<b>-30</b>	21	27	39
<b>-35</b>	23	32	41

#### Stiffness

type	
Soft	<b>S</b>
Medium	<b>M</b>
Stiff	<b>R</b>

**Example :**  
AX5-35S

**Prefix :**  
"Axycal" mount  
from the **AX5** series

**Model : -35**  
height : 23 mm  
width : 32 mm  
length : 41 mm

**Suffix : S**  
Soft type

**A X 5 - 3 5 S**

01/07/2013

Socitec  
BP 33, 78501 Sartrouville cedex - France  
Telephone : +33 (0)1 61 04 60 00  
Fax : +33 (0)1 39 14 03 27  
<http://www.socitec.com>  
e-mail : [shock-intl@socitec.com](mailto:shock-intl@socitec.com)



Document subject to modification without prior notice

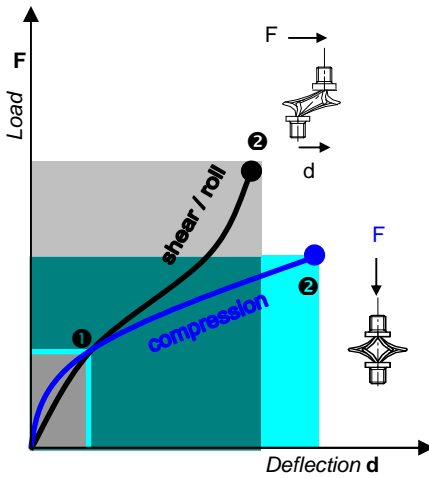
series

wire rope isolators

AX5

standard line "Axycal"

performances\*



**Compression and Shear / Roll**

AX5 series Soft	Model	-20S	-25S	-30S	-35S					
Max static	F daN	1,90	1,47	1,18	0,98					
	1 d mm	1,6	2,0	2,5	3,0					
Max shock	F daN	5,70	4,40	3,54	2,93					
	2 d mm	8,4	11,0	13,6	16,2					
Max vibration	2a mm	0,9	1,2	1,5	1,8					
	3 f Hz	13,8	12,0	10,7	9,7					
Max static	F daN	0,95	0,73	0,59	0,49					
	1 d mm	2,9	3,9	4,8	5,7					
Max shock	F daN	6,22	4,24	3,13	2,44					
	2 d mm	10,4	13,0	15,6	18,2					
Max vibration	2a mm	1,1	1,4	1,7	2,0					
	3 f Hz	12,7	11,2	10,1	9,3					

- 1 Max static load (F) with corresponding deflection (d)
- 2 Max shock load (F) with corresponding deflection (d)
- 3 Uncoupled resonant frequency (f) under max static loading 1 and max peak to peak sinusoidal vibration input (2a)

\* **Important** : Performance characteristics are given here for reference only. They can be increased under specific conditions.

Contact us.

**Compression and Shear / Roll**

AX5 series Medium	Model	-20M	-25M	-30M	-35M					
Max static	F daN	2,31	1,79	1,44	1,19					
	1 d mm	1,6	2,0	2,5	3,0					
Max shock	F daN	6,92	5,36	4,31	3,57					
	2 d mm	8,4	11,0	13,6	16,2					
Max vibration	2a mm	0,9	1,2	1,5	1,8					
	3 f Hz	13,6	11,7	10,5	9,5					
Max static	F daN	1,15	0,89	0,72	0,60					
	1 d mm	2,9	3,9	4,8	5,7					
Max shock	F daN	7,38	5,01	3,69	2,88					
	2 d mm	9,6	12,0	14,4	16,8					
Max vibration	2a mm	1,1	1,3	1,6	1,9					
	3 f Hz	13,0	11,5	10,4	9,5					

**Compression and Shear / Roll**

AX5 series Stiff	Model	-20R	-25R	-30R	-35R					
Max static	F daN	2,84	2,20	1,77	1,47					
	1 d mm	1,6	2,0	2,5	3,0					
Max shock	F daN	8,51	6,60	5,32	4,42					
	2 d mm	8,4	11,0	13,6	16,2					
Max vibration	2a mm	0,9	1,2	1,5	1,8					
	3 f Hz	13,3	11,5	10,2	9,2					
Max static	F daN	1,42	1,10	0,89	0,74					
	1 d mm	2,9	3,9	4,8	5,7					
Max shock	F daN	8,85	5,98	4,39	3,41					
	2 d mm	8,9	11,1	13,3	15,5					
Max vibration	2a mm	1,0	1,2	1,5	1,7					
	3 f Hz	13,5	11,8	10,7	9,8					

01/07/2013

**Typical shock/vibration Specifications :**

Ground Forces	GAMEG13A, SEFT 001, MIL-STD-810, VG 95332.
Air	AIR 7306, MIL-E-5400, MIL-C-172, MIL-STD-810.
Marine	GAMEG13C, IT25-21/96-31/15-86, MIL-S-167, MIL-S-901, STANAG 042, BV 043.73, BV 044.
Others	GAM EMB1, GAM EMBT4, DEF STAN 07-55, IEC 571, FINABEL 2C.

Socitec  
 BP 33, 78501 Sartrouville cedex - France  
 Telephone : +33 (0)1 61 04 60 00  
 Fax : +33 (0)1 39 14 03 27  
<http://www.socitec.com>  
 e-mail : shock-intl@socitec.com



Document subject to modification without prior notice